

Asia COVID-19 & Vaccine Tracker

A bumpy journey

Free to View
Economics - Asia

- ◆ The Philippines have cut restrictions to the lowest level, while Thailand and India are set to launch their travel bubble
- ◆ Hong Kong continues to battle a surge of infections, as do New Zealand, South Korea, Singapore and Vietnam
- ◆ Bangladesh and the Philippines are accelerating vaccinations, while Japan's Shionogi filed for approval for its treatment pill

Short-lived spike...

While the fight against the Omicron spread remains fierce in much of Asia, some appear to be exiting this wave early. The Philippines, once an epicentre in the region, saw a short-lived spike. Cases have now returned to pre-Omicron lows, prompting the government to ease restrictions. Since 1 March, Metro Manila and 38 other areas have been placed under Alert Level 1, the loosest curb since the pandemic began, at least until 15 March. All workplaces, establishments and public transport may operate at 100% capacity. However, caution is still warranted: masks are required while a vaccination pass is also required for mass gatherings and indoor establishments.

Elsewhere, Thailand and India have agreed to launch an air travel bubble, which is expected to start this month (*The Thaiger*, 1 March). While India only accounted for 5% of Thailand's total tourists in 2019, it is one of the new markets that Thailand is looking to tap. That said, we expect to see only a small overall rebound in Thailand's tourism in 2022, weighing on the GDP recovery.

...while others are still battling

Not far from ASEAN, Hong Kong continues to grapple with its worst COVID-19 outbreak. In the past month, new cases grew over 400-fold, exceeding 55k as of late. Resources and support have arrived *en masse* from mainland China, and there is hope that the wave may peak over the coming two weeks (*SCMP*, 24 February). In Korea, too, new infections are close to daily records, with similar surges underway in Singapore, New Zealand, and Vietnam.

New hope

The push to vaccinate continues, particularly among the region's laggards. Bangladesh and the Philippines have made good progress in the past week (Chart 2), but they, along with India and Indonesia, still lag behind in terms of a booster shot (Chart 1). In addition to vaccines, there is also good news on an oral COVID-19 treatment. Japan's Shionogi has filed for emergency use approval for its COVID-19 pill, aiming to make it widely available in March (*Nikkei*, 25 February).

It's still a bumpy journey, buckle up.

This is a Free to View version of a report by the same title published on 04-Mar-22. Please contact your HSBC representative or email AskResearch@hsbc.com for more information.

Yun Liu
Economist
The Hongkong and Shanghai Banking Corporation Limited

Frederic Neumann
Co-Head of Asian Economics Research
The Hongkong and Shanghai Banking Corporation Limited

Disclosures & Disclaimer

This report must be read with the disclosures and the analyst certifications in the Disclosure appendix, and with the Disclaimer, which forms part of it.

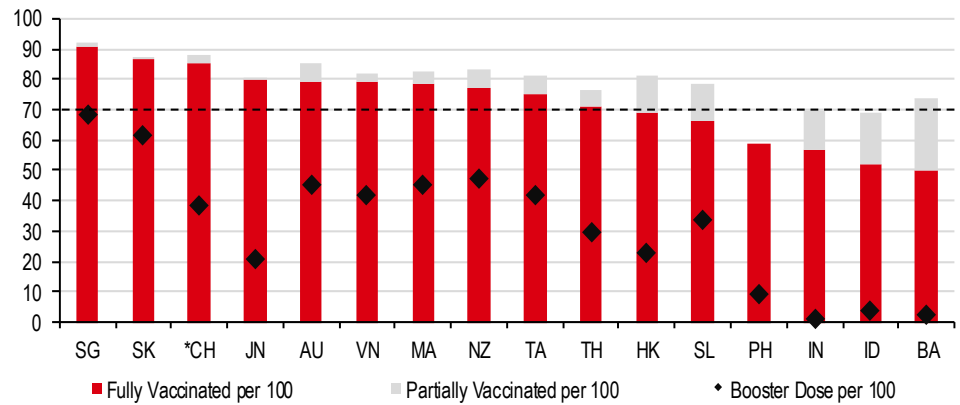
Issuer of report: The Hongkong and Shanghai Banking Corporation Limited

View HSBC Global Research at:
<https://www.research.hsbc.com>

Asia COVID-19 and Vaccine Tracker

Chart 1: Percentage of individuals who received one, two and three doses of the vaccines

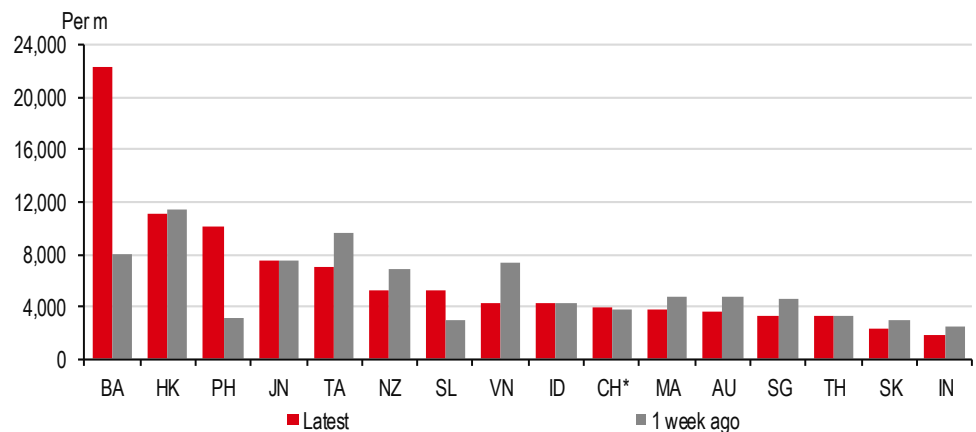
10 economies have hit the 70%-plus double-jabbed vaccination rate



Note: *CH – mainland China; PH, SG and VN data are from the respective authorities.
Source: Our World in Data, HSBC

Chart 2: Daily vaccination rate per million of population

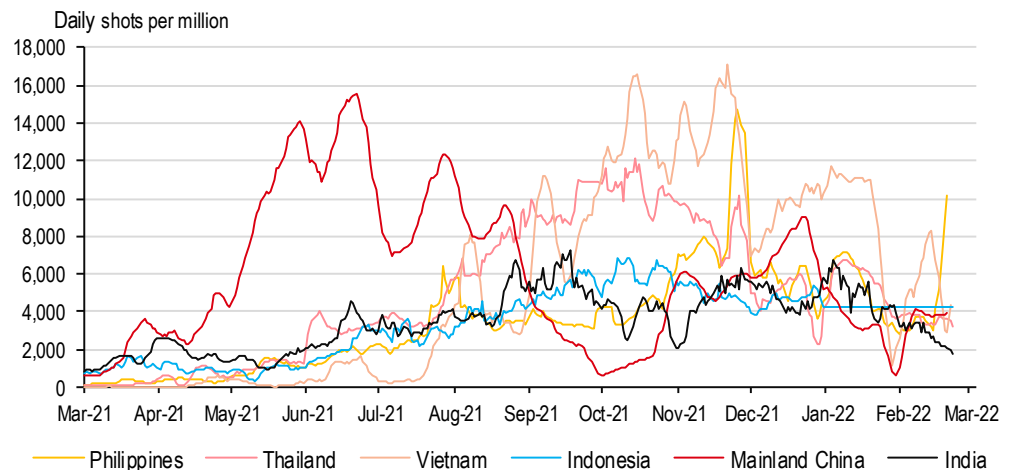
Bangladesh is leading the daily vaccination rate per one million population



Source: Our World in Data, HSBC. Note: *CH – mainland China.

Chart 3: Daily trend of doses administered per million of population

Vaccination rates in the Philippines rose sharply

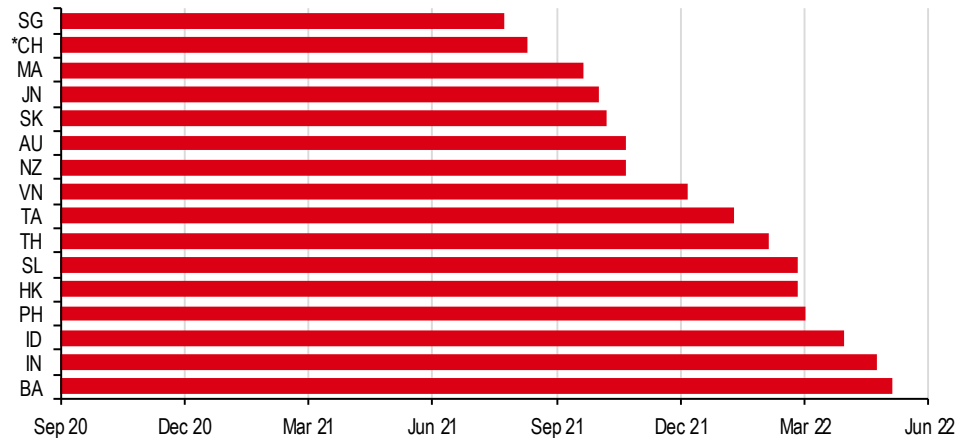


Source: CEIC, HSBC

Asia COVID-19 and Vaccine Tracker

Chart 4: Projected timeline, given the current pace, of reaching a 70% vaccination rate

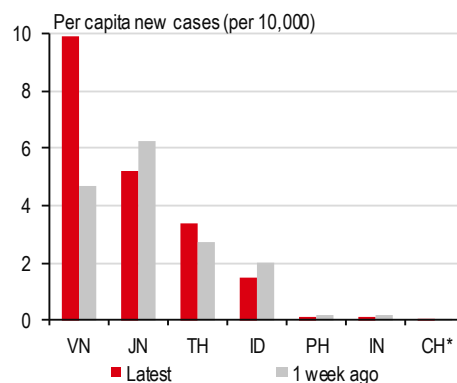
At the current daily vaccination rate, when might 70% of the population be fully vaccinated?



Source: Our World in Data, HSBC. Note: *CH – mainland China.

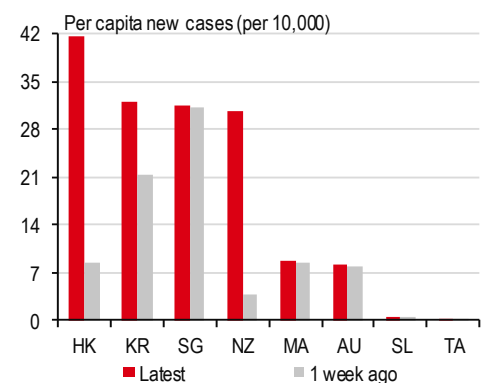
Chart 5. Per capita cases for economies with large populations

Most economies continue to see a soaring number of cases per capita



Source: CEIC, HSBC. Note: *CH – mainland China.

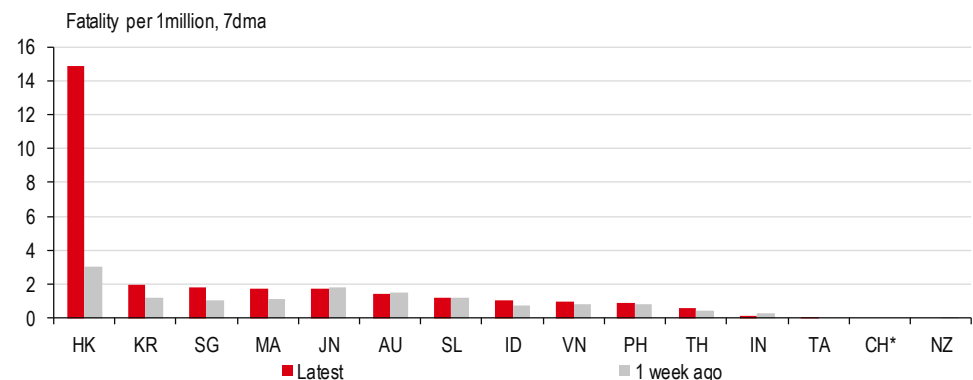
Chart 6. Per capita cases for economies with small populations



Source: CEIC, HSBC

Chart 7. Fatalities per capita

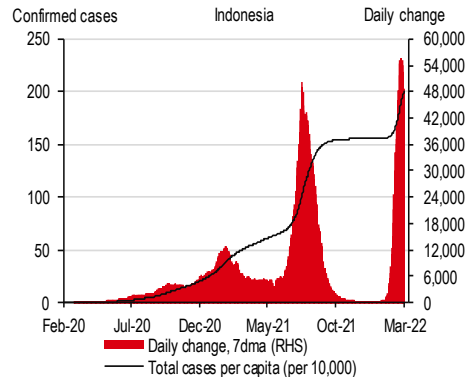
Hong Kong's fatality rate per million population is spiking



Source: CEIC, HSBC. Note: *CH – mainland China.

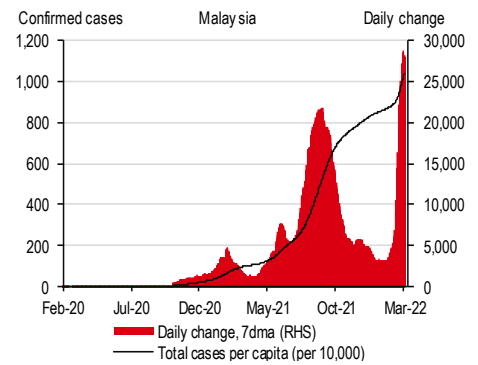
COVID-19 in Asia

Chart 8: Indonesia



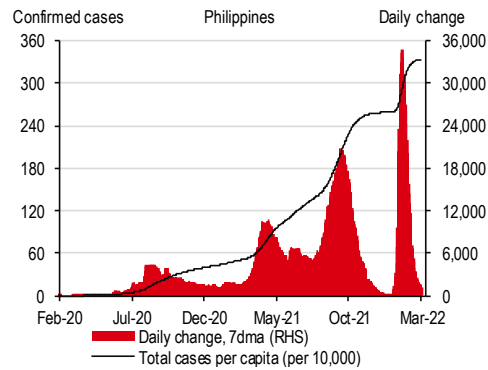
Source: CEIC, HSBC

Chart 9: Malaysia



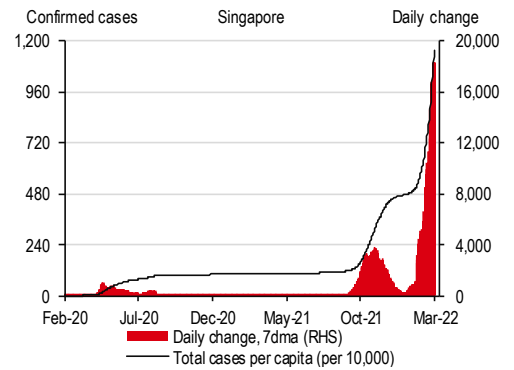
Source: CEIC, HSBC

Chart 10: Philippines



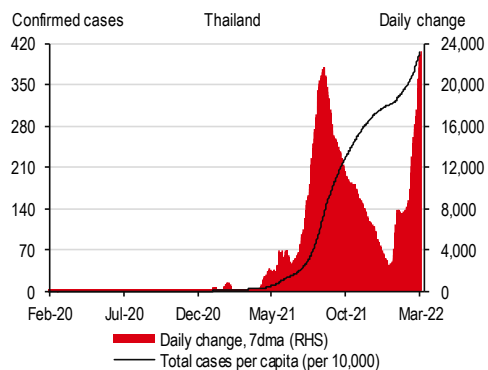
Source: CEIC, HSBC

Chart 11: Singapore



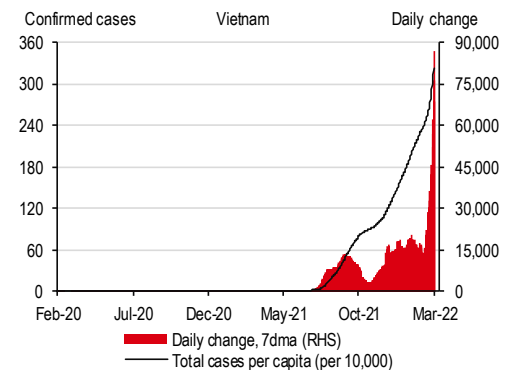
Source: CEIC, HSBC

Chart 12: Thailand



Source: CEIC, HSBC

Chart 13: Vietnam



Source: CEIC, HSBC

The daily number of new cases remains elevated in both Indonesia and Malaysia

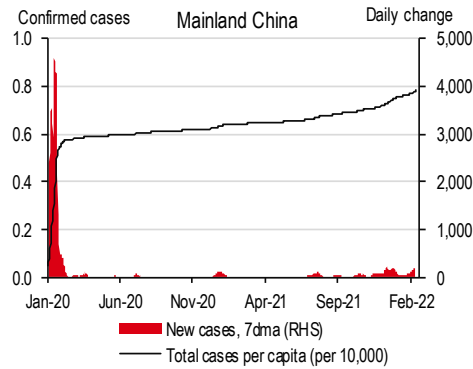
The daily number of new cases dropped significantly in the Philippines but is still soaring in Singapore

The daily number of new cases keeps rising in Thailand and is reaching new highs in Vietnam

COVID-19 in Asia

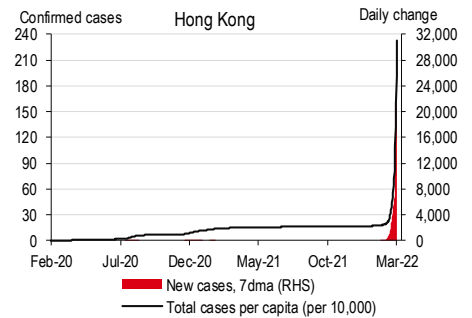
Mainland China has seen sporadic new cases while Hong Kong continued to see spikes in new infections

Chart 14: Mainland China



Source: CEIC, HSBC

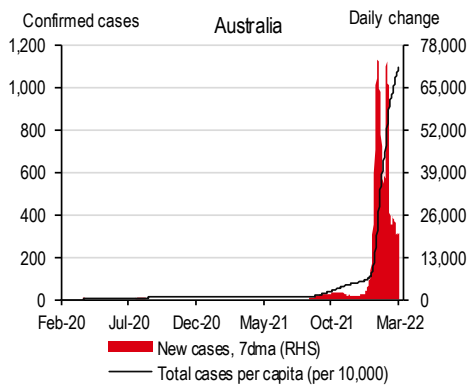
Chart 15: Hong Kong



Source: CEIC, HSBC

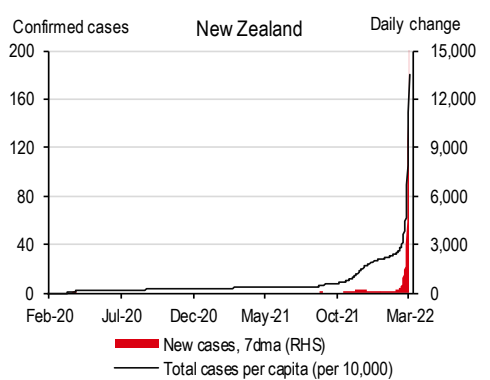
The daily number of new cases is declining in Australia but soaring in New Zealand

Chart 16: Australia



Source: CEIC, HSBC

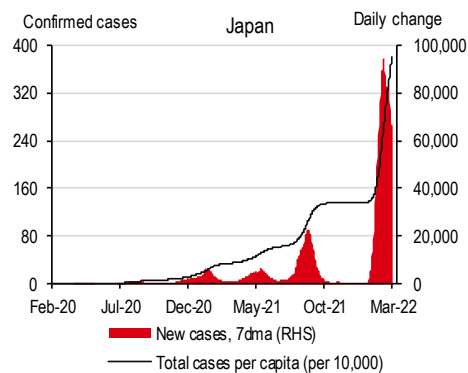
Chart 17: New Zealand



Source: CEIC, HSBC

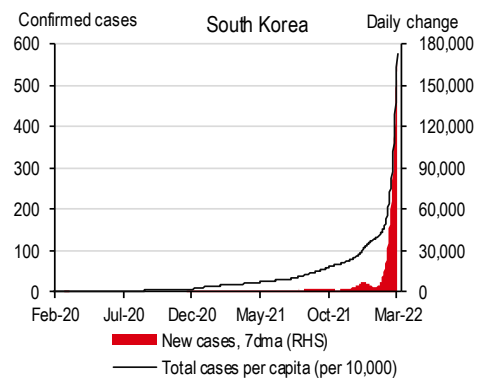
The daily number of new infections has slightly moderated in Japan but continues to spike in South Korea

Chart 18: Japan



Source: CEIC, HSBC

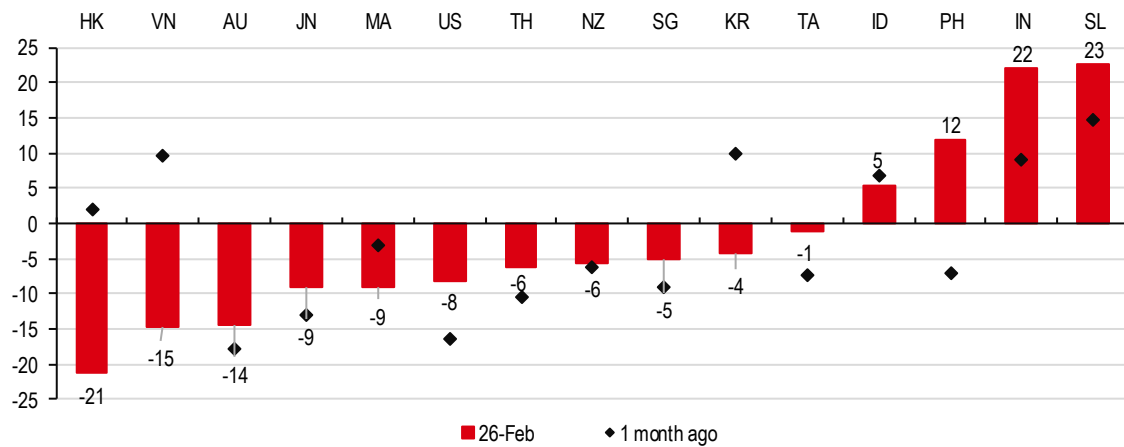
Chart 19: South Korea



Source: CEIC, HSBC

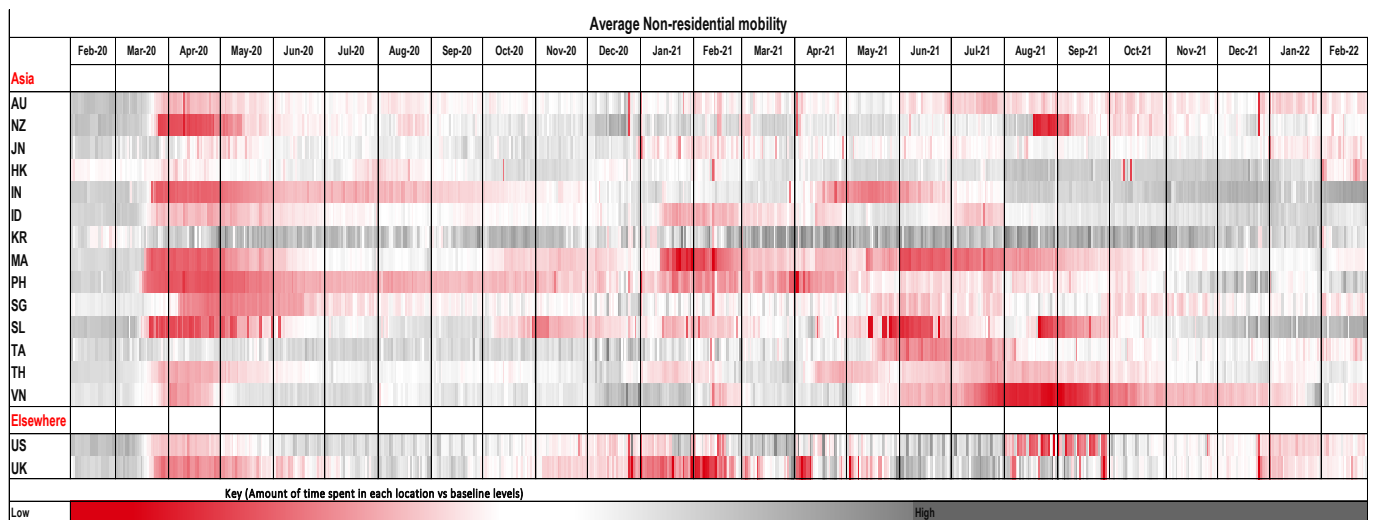
Economic Indicators

Chart 20: Average non-residential mobility (recent vs one month ago)



Note: Comparison to Google baseline. The baseline is the median value, for the corresponding day of the week, during the five-week period of 3 January 2020-6 February 2020.
Source: CEIC, HSBC

Chart 21: Mobility data: Average non-residential COVID-19 tracker

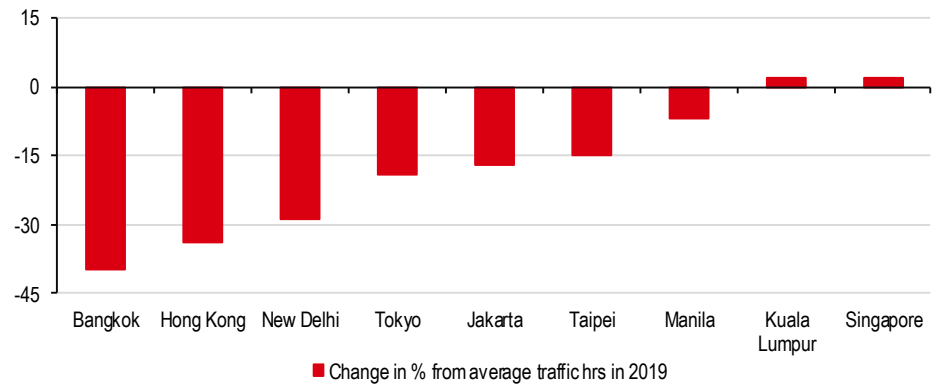


Note: Comparison to Google baseline. The baseline is the median value, for the corresponding day of the week, during the five-week period of 3 January 2020-6 February 2020.
Source: CEIC, HSBC

Economic Indicators

Chart 22: Ground traffic trends in major cities

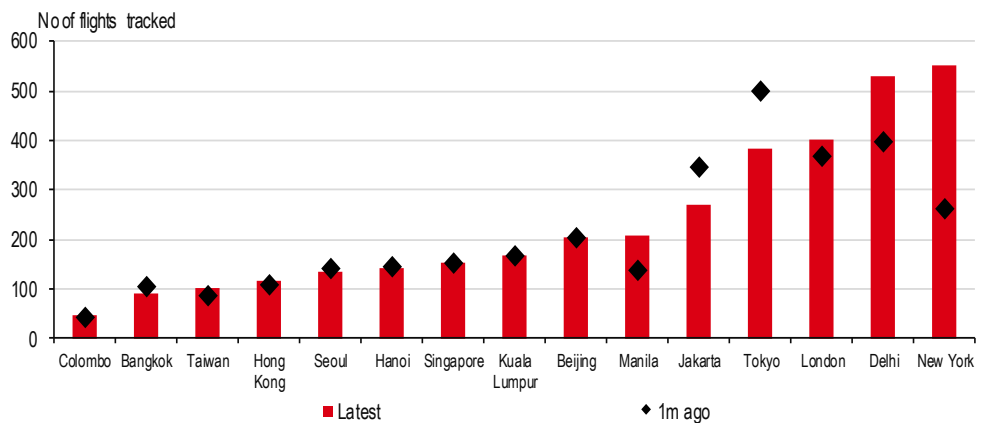
Ground traffic in some ASEAN cities show signs of recovery



Source: TomTom, HSBC

Chart 23: Air traffic trends across Asia

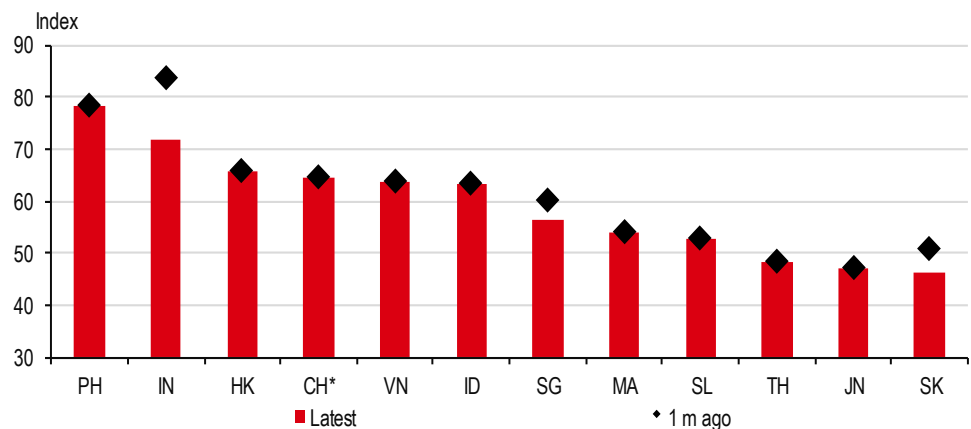
Air traffic is seeing a notable decline in Tokyo and Jakarta



Source: Flight Tracker, HSBC

Chart 24: Oxford Stringency Index

Government stringency measures are lower in India, Singapore and Korea



Source: CEIC, HSBC. Note: *CH – mainland China.

ASEAN COVID-19 Trends

Chart 25: Daily number of new COVID-19 cases

The daily number of cases in much of ASEAN is rising

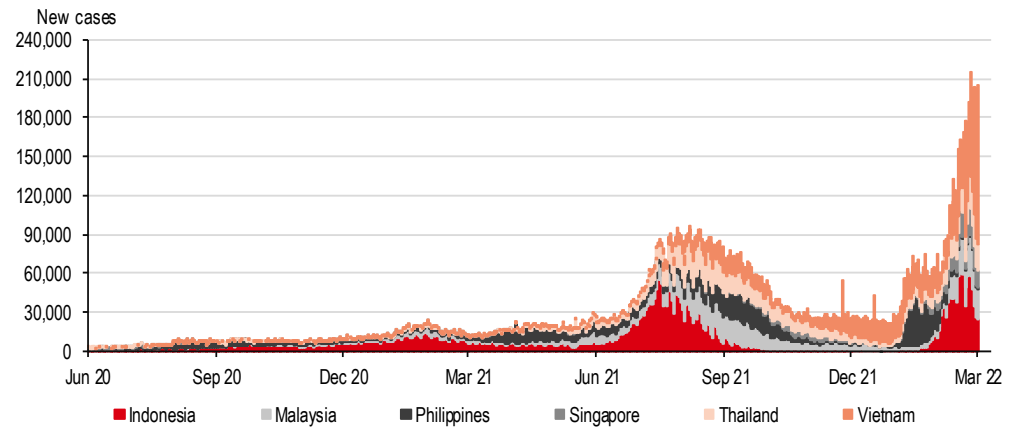


Chart 26: Oxford Stringency Index time series

Government containment measures have persisted across ASEAN

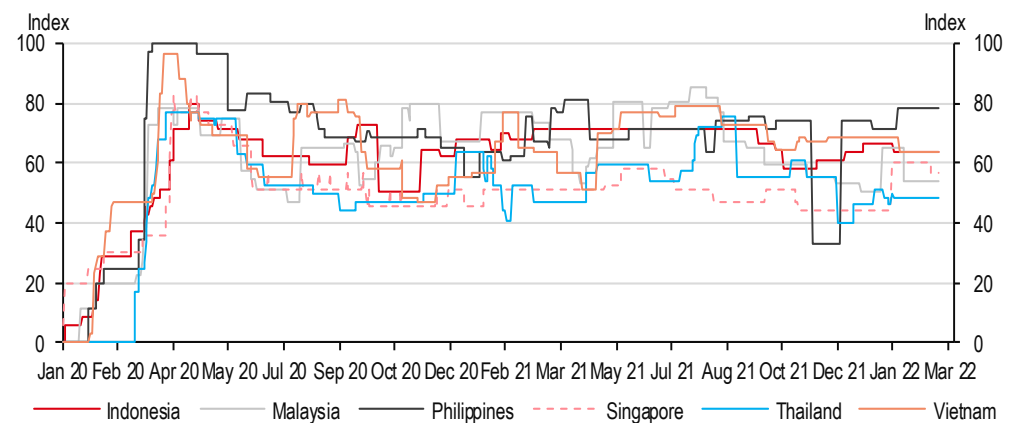
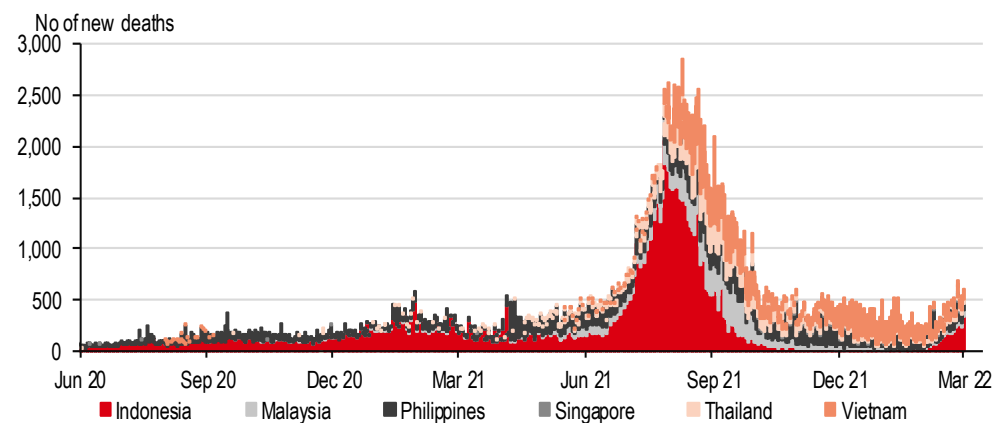


Chart 27: Number of new fatalities per day

The daily number of fatalities is rising in ASEAN



Disclaimer

The following analyst(s), who is(are) primarily responsible for this document, certifies(y) that the opinion(s), views or forecasts expressed herein accurately reflect their personal view(s) and that no part of their compensation was, is or will be directly or indirectly related to the specific recommendation(s) or views contained in this research report: Yun Liu and Frederic Neumann

This document has been issued by The Hongkong and Shanghai Banking Corporation Limited, which has based this document on information obtained from sources it believes to be reliable but which it has not independently verified. Neither The Hongkong and Shanghai Banking Corporation Limited nor any member of its group companies ("HSBC") make any guarantee, representation or warranty nor accept any responsibility or liability as to the accuracy or completeness of this document and is not responsible for errors of transmission of factual or analytical data, nor is HSBC liable for damages arising out of any person's reliance on this information. The information and opinions contained within the report are based upon publicly available information at the time of publication, represent the present judgment of HSBC and are subject to change without notice.

This document is not and should not be construed as an offer to sell or solicitation of an offer to purchase or subscribe for any investment or other investment products mentioned in it and/or to participate in any trading strategy. It does not constitute a prospectus or other offering document. Information in this document is general and should not be construed as personal advice, given it has been prepared without taking account of the objectives, financial situation or needs of any particular investor. Accordingly, investors should, before acting on it, consider the appropriateness of the information, having regard to their objectives, financial situation and needs. If necessary, seek professional investment and tax advice.

The decision and responsibility on whether or not to purchase, subscribe or sell (as applicable) must be taken by the investor. In no event will any member of the HSBC group be liable to the recipient for any direct or indirect or any other damages of any kind arising from or in connection with reliance on any information and materials herein.

Past performance is not necessarily a guide to future performance. The value of any investment or income may go down as well as up and you may not get back the full amount invested. Where an investment is denominated in a currency other than the local currency of the recipient of the research report, changes in the exchange rates may have an adverse effect on the value, price or income of that investment. In case of investments for which there is no recognised market it may be difficult for investors to sell their investments or to obtain reliable information about its value or the extent of the risk to which it is exposed. Some of the statements contained in this document may be considered forward looking statements which provide current expectations or forecasts of future events. Such forward looking statements are not guarantees of future performance or events and involve risks and uncertainties. Actual results may differ materially from those described in such forward-looking statements as a result of various factors.

This document is for information purposes only and may not be redistributed or passed on, directly or indirectly, to any other person, in whole or in part, for any purpose. The distribution of this document in other jurisdictions may be restricted by law, and persons into whose possession this document comes should inform themselves about, and observe, any such restrictions. By accepting this report, you agree to be bound by the foregoing instructions. If this report is received by a customer of an affiliate of HSBC, its provision to the recipient is subject to the terms of business in place between the recipient and such affiliate. The document is intended to be distributed in its entirety. Unless governing law permits otherwise, you must contact a HSBC Group member in your home jurisdiction if you wish to use HSBC Group services in effecting a transaction in any investment mentioned in this document.

Certain investment products mentioned in this document may not be eligible for sale in some states or countries, and they may not be suitable for all types of investors. Investors should consult with their HSBC representative regarding the suitability of the investment products mentioned in this document.

HSBC and/or its officers, directors and employees may have positions in any securities in companies mentioned in this document. HSBC may act as market maker or may have assumed an underwriting commitment in the securities of companies discussed in this document (or in related investments), may sell or buy securities and may also perform or seek to perform investment banking

or underwriting services for or relating to those companies and may also be represented on the supervisory board or any other committee of those companies.

HSBC will from time to time sell to and buy from customers the securities/instruments (including derivatives) of companies covered in HSBC Research on a principal or agency basis.

From time to time research analysts conduct site visits of covered issuers. HSBC policies prohibit research analysts from accepting payment or reimbursement for travel expenses from the issuer for such visits.

Analysts, economists, and strategists are paid in part by reference to the profitability of HSBC which includes investment banking, sales & trading, and principal trading revenues.

Whether, or in what time frame, an update of this analysis will be published is not determined in advance.

For disclosures in respect of any company mentioned in this report, please see the most recently published report on that company available at www.hsbcnet.com/research.

The Hongkong and Shanghai Banking Corporation Limited is regulated by the Hong Kong Monetary Authority. If it is received by a customer of an affiliate of HSBC, its provision to the recipient is subject to the terms of business in place between the recipient and such affiliate.

Additional disclosures

- 1 This report is dated as at 04 March 2022.
- 2 All market data included in this report are dated as at close 03 March 2022, unless a different date and/or a specific time of day is indicated in the report.
- 3 HSBC has procedures in place to identify and manage any potential conflicts of interest that arise in connection with its Research business. HSBC's analysts and its other staff who are involved in the preparation and dissemination of Research operate and have a management reporting line independent of HSBC's Investment Banking business. Information Barrier procedures are in place between the Investment Banking, Principal Trading, and Research businesses to ensure that any confidential and/or price sensitive information is handled in an appropriate manner.
- 4 You are not permitted to use, for reference, any data in this document for the purpose of (i) determining the interest payable, or other sums due, under loan agreements or under other financial contracts or instruments, (ii) determining the price at which a financial instrument may be bought or sold or traded or redeemed, or the value of a financial instrument, and/or (iii) measuring the performance of a financial instrument or of an investment fund.

© Copyright 2022, The Hongkong and Shanghai Banking Corporation Limited, ALL RIGHTS RESERVED. No part of this publication may be reproduced, stored in a retrieval system, or transmitted, on any form or by any means, electronic, mechanical, photocopying, recording, or otherwise, without the prior written permission of insert issuing entity name. MCI (P) 037/01/2022, MCI (P) 017/10/2021